






# BASIC RULES FOR BATTERY CARE AND MAINTENANCE

**RULE 1: BE CAREFUL! ALWAYS WEAR FACE SHIELD OR SAFETY GLASSES WHEN WORKING ON OR NEAR BATTERIES!**

<b>⚠ DANGER</b>				
 <b>HIGH VOLTAGE...</b> RISK OF SHOCK. DO NOT TOUCH UNINSULATED TERMINALS OR CONNECTORS.	 <b>EXPLOSIVE GASES</b> CAN CAUSE BLINDNESS OR INJURY.	 <b>NO SPARKS</b> • SPARKS • FLAMES • SMOKING	 <b>SULFURIC ACID</b> CAN CAUSE BLINDNESS OR SEVERE BURNS.	 <b>FLUSH EYES IMMEDIATELY WITH WATER.</b> <b>GET MEDICAL HELP FAST.</b>
KEEP VENT CAPS TIGHTLY IN PLACE.		VENTILATE WELL WHEN IN AN ENCLOSED SPACE AND WHEN CHARGING.		
SEE INSTALLATION, MAINTENANCE AND OPERATION INSTRUCTIONS FOR IMPORTANT SAFETY PRECAUTIONS.			REPAIR SHOULD BE PERFORMED ONLY BY A QUALIFIED SERVICE TECHNICIAN.	

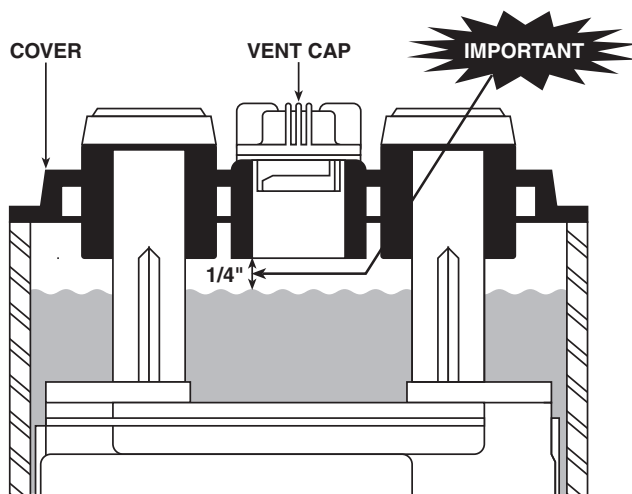
 <b>DANGEROUS SHOCK HAZARD</b>
---

<b>CALIFORNIA PROPOSITION 65 WARNING:</b> Batteries, battery posts, terminals and related accessories contain lead and lead compounds, and other chemicals known to the state of California to cause cancer and birth defects or other reproductive harm. <b>Wash hands after handling!</b>
---

## PROVIDE ADEQUATE VENTILATION WHEN CHARGING

**RULE 2: Keep battery tops clean and dry.**

**RULE 3: Check battery electrolyte level weekly.**



### KEEP ELECTROLYTE LEVEL BELOW FILLING WELL AS SHOWN

Add approved water to 1/4" below vent well only at the end of charge. Filling to this level before charging will cause acid overflow. Acid attacks external battery parts. Any acid loss from the battery will result in power loss and shortened life.

**RULE 4: Make sure charger is OFF before connecting or disconnecting the battery to prevent dangerous sparks.**

**RULE 5: Use proper size charger and follow charger instructions carefully.**

**RULE 6: Recharge FULLY after each duty cycle. Avoid partial recharging.**

**RULE 7: Remove vent caps only when checking or filling. KEEP CAPS ON when battery is in use, on charge and when cleaning battery top.**

**RULE 8: Batteries with steel covers should be recharged with covers in the open position.**

**RULE 9: Be careful...first and last.**